



# Creating the WibuCmRaC file

## Procedure

## Important Notice

Edition 2018-07  
Updated: 2018 / 17 / 08

Published by  
WIBU-SYSTEMS AG  
76137 Karlsruhe, Germany

© 2018 WIBU-SYSTEMS AG  
All Rights Reserved.

The information given in this document shall in no event be regarded as a guarantee of conditions or characteristics. With respect to any examples, hints or any typical values stated herein and/or any information regarding the application of the product, Wibu-Systems hereby disclaims any and all warranties and liabilities of any kind, including without limitation warranties of non-infringement of intellectual property rights of any third party.

In addition, any information given in this document is subject to customer's compliance with its obligations stated in this document and any applicable legal requirements, norms and standards concerning customer's products and any use of the product of Wibu-Systems in customer's applications.

The data contained in this document is exclusively intended for technically trained staff. It is the responsibility of customer's technical departments to evaluate the suitability of the product for the intended application and the completeness of the product information given in this document with respect to such application.

This document is subject to change without notice.

For further information on the product, technology, delivery terms and conditions and prices please contact your nearest Wibu-Systems office ([www.wibu.com](http://www.wibu.com)).

### Trademarks

All referenced product or service names and trademarks are the property of the respective owners.

## Overview

### When do I need to create a WibuCmRaC File?

Thank you for choosing CodeMeter! We require a WibuCmRaC file to activate the features in your FSB (Firm Security Box) in these cases:

- First activation of your individual Firm Code in an FSB (all Firm Codes)
- Change of the license model between you and Wibu-Systems
- Renewal of licenses for CmDongle (1xx.xxx) or CmActLicense (5.xxx.xxx) Firm Codes. This is not required for Universal Firm Codes.

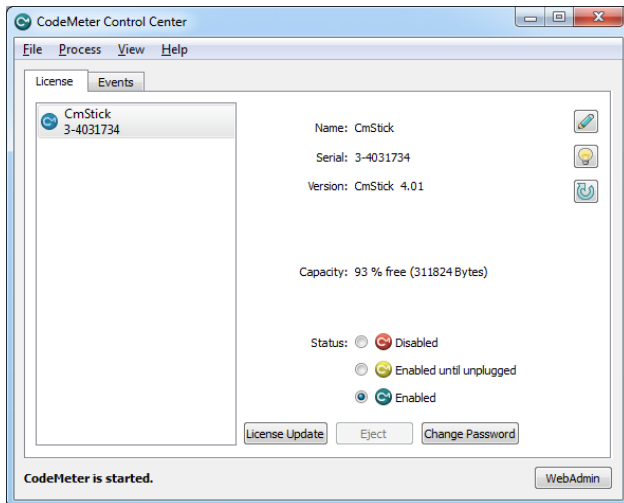
Please follow these instructions to create a WibuCmRaC file that you should send via email to [license\(at\)wibu.com](mailto:license(at)wibu.com) or your sales representative. You will then receive an email with the next steps for the activation.

### Prerequisites

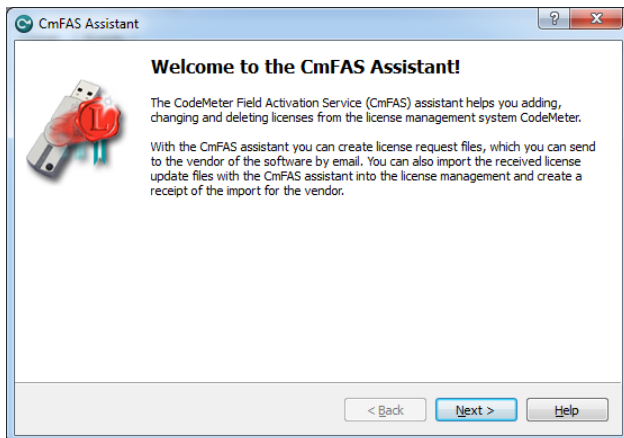
Please install the CodeMeter SDK that you can find in the CodeMeter Toolkit on the DVD. Alternatively, you can download it from our [website](#).

## Step-by-Step Instructions

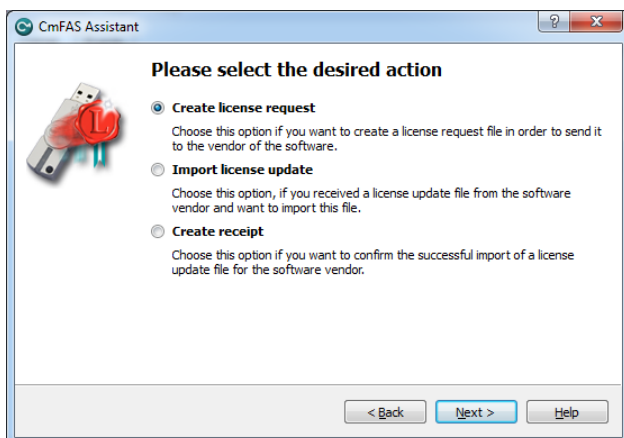
Please select one of the two CmDongles from the CodeMeter Toolkit and connect it to your PC. Now open the CodeMeter Control Center in the task bar, in the start menu, or with your desktop search function.



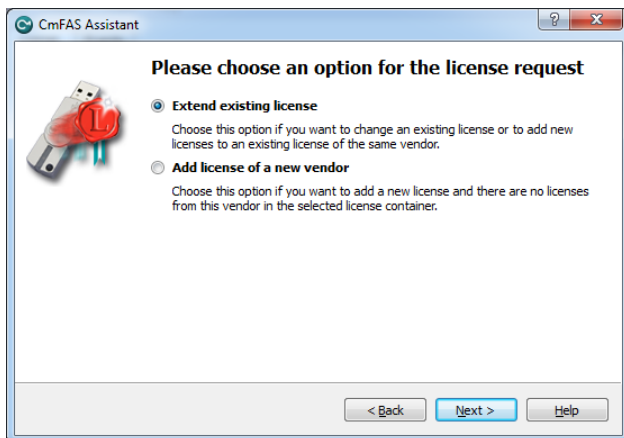
Select the CmDongle and click on “License Update”. The CmFAS Assistant will open.



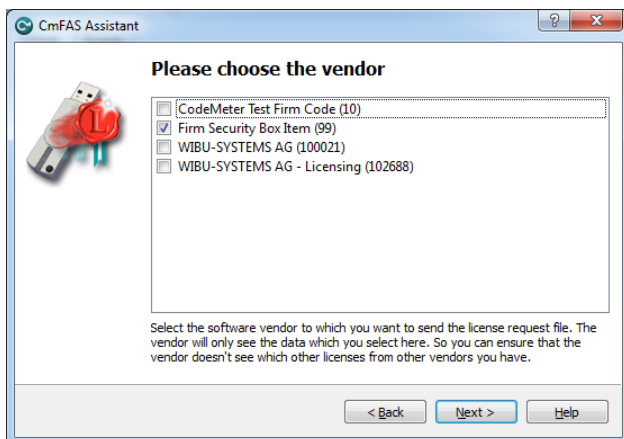
Confirm the welcome page by clicking “Next”.



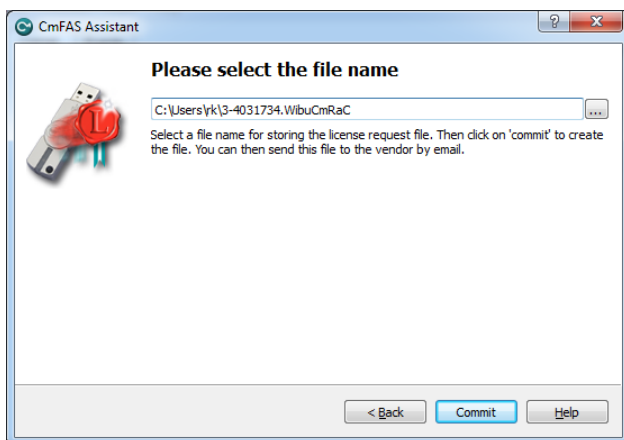
Select “Create License Request” and click “Next”.



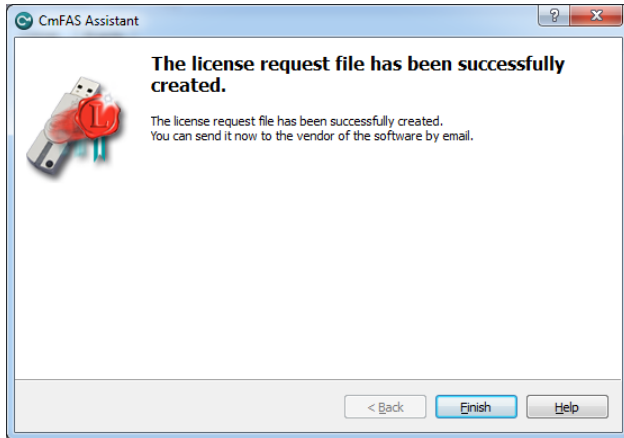
Select the option “Extend Existing License” and click “Next”.



Select Firm Security Box Item (99) from the list of available vendors and click “Next”.



Choose the file name under which the license request file is to be saved. Remember the file name and click "Commit". A license request file (\*.WibuCmRaC) will be created and saved automatically.



You can complete the process by selecting "Finish".

You can now send the license request file by email to [license@wibu.com](mailto:license@wibu.com) or to your sales representative.